

1 2 3 4 5 6 7 8

A

B

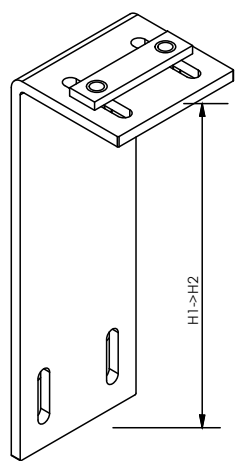
C

D

E

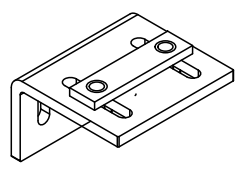
F

Zijkant  
Côté  
Side  
Seite

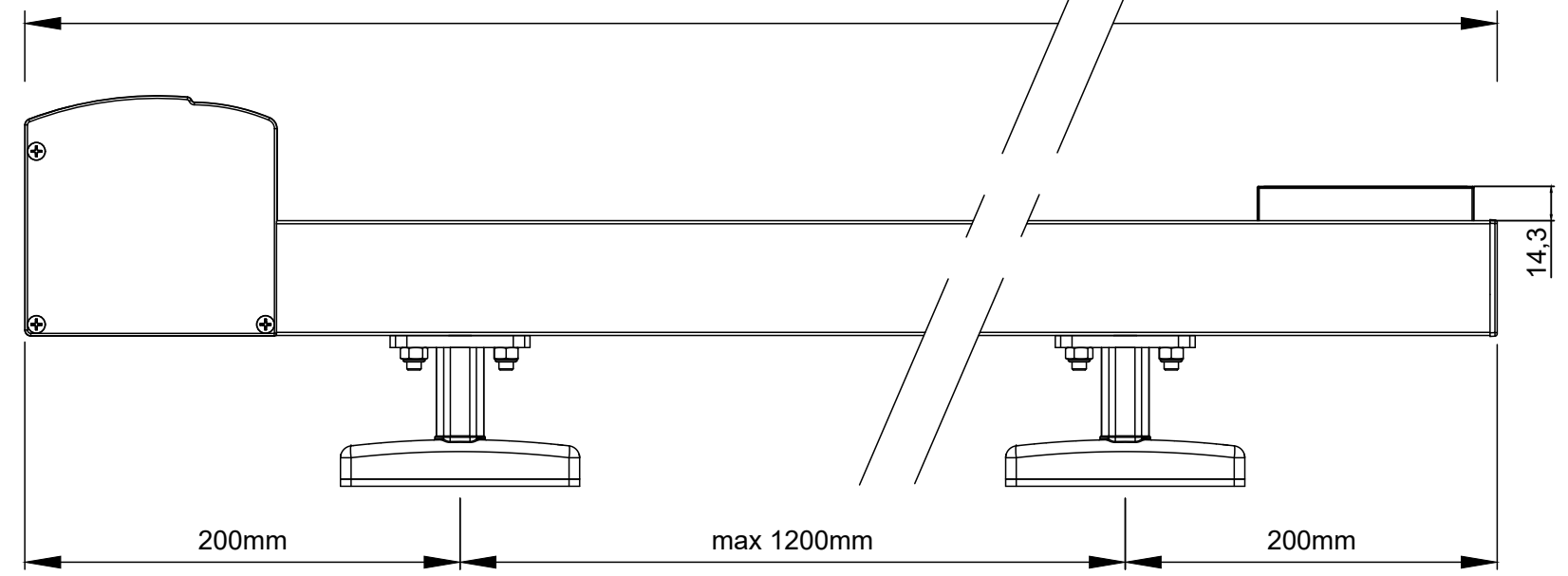


H1->H2  
H1: 185mm  
H2: 215mm

Muur  
Mur  
Wall  
Wand

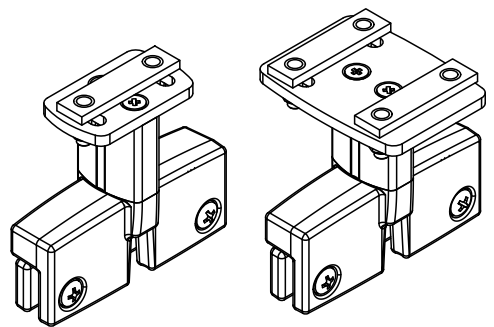
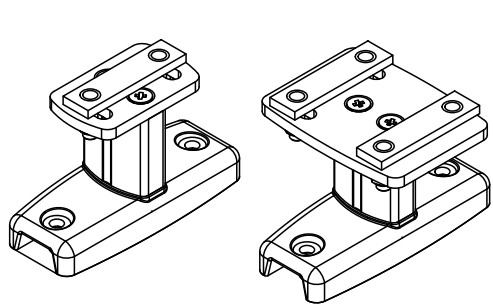


Zijaanzicht  
Vue de côté  
Side view  
Seitenansicht



Bovenliggend glas  
Structure à fleur  
For glass above  
Darüber liegendes Glas

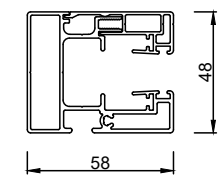
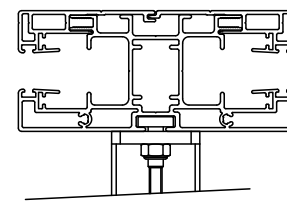
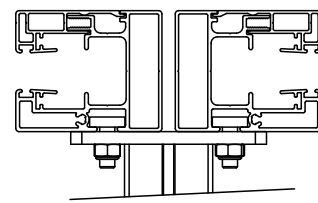
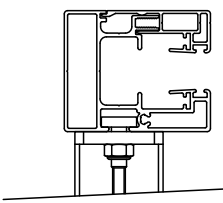
Onderliggend glas  
Structure en épine  
For glass below  
Darunter liegendes Glas



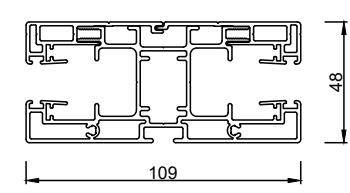
Enkel  
Simple  
Single  
Einzel

Aaneengeschakeld  
Juxtaposé  
Linked  
Aneinandergereiht

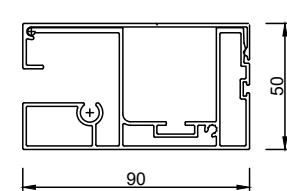
Gekoppeld  
Accouplé  
Joined  
Gekoppelt



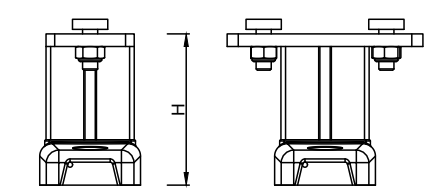
Zijgeleider met gleuf  
Coulisse avec cannelure  
Side channel with slot  
Seitenführung Mit Schlitz



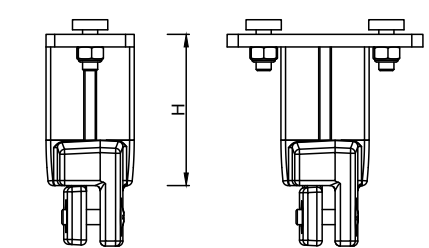
Koppel zijgeleider  
Coulisse d'accouplement  
Coupling side channel  
Koppel-Führung



Onderlat  
Barre de charge  
Bottom rail  
Die Endschiene



Bovenliggend glas  
Structure à fleur  
For glass above  
Darüber liegendes Glas



Onderliggend glas  
Structure en épine  
For glass below  
Darunter liegendes Glas

H = 60mm  
H = 70mm  
H = 80mm  
H = 100mm

Montagesituatie A - met montagevoeten  
Montage A - avec pieds de montage  
Installation method A - with assembly feet  
Einbauweise A - mit montagefüßen

Deze tekening is eigendom van NV RENSON, en mag niet gecopieerd, noch getoond worden aan derden zonder schriftelijke toestemming.

**RENSON**  
Creating healthy spaces  
Industriezone "Flanders field"  
8790 Waregem (Belgium)  
Tel. 056/62.71.11 Fax. 056/60.28.51

Getekend shout		Datum 22/08/23	Schaal 1:3
Topfix			Versie 5
MSA / MA / IMA / EWA / TDMA			Bladzijde 1/1
			Formaat A3

1 2 3 4 5 6 7 8